



### District Report Card: 2017


<b>State:</b> Jharkhand	<b>District:</b> Godda
<b>Class:</b> 8	<b>Subject:</b> Language
<b>Schools:</b> 47	<b>Students:</b> 1012


### Participation/Coverage


#### Students

<b>GENDER</b> 	Boys		Girls	
	Number	%	Number	%
	486	48.02	526	51.98

<b>AREA</b> 	Rural		Urban	
	Number	%	Number	%
	976	96.44	36	3.56

<b>CATEGORY</b> 	SC		ST		OBC		GEN	
	Number	%	Number	%	Number	%	Number	%
	99	9.78	115	11.36	792	78.26	6	0.59

<b>CWSN</b> 	LD	VI	HI	S&LD	ID	Oth
	1	0	3	0	1	4

<b>Management</b> 	Government		Government-aided	
	Number	%	Number	%
	955	94.37	57	5.63

### Average Performance of Students in Language (%)

Overall	Gender		Area		Management		Social Group			
	Male	Female	Rural	Urban	Govt.	Aided	SC	ST	OBC	GEN
62.32	62.21	62.42	61.70	79.07	62.12	65.61	58.25	64.52	62.49	64.44

### Performance on Learning Outcomes (LOs)

Learning Outcomes	Description	Average Performance(%)
L813	Read textual/non-textual materials with comprehension and identifies the details, characters, main idea and sequence of ideas and events while reading	62.32

Range of Performance of Students who Answered Correctly							
Below 30%		30% - 50%		50% - 75%		Above 75%	
Number	%	Number	%	Number	%	Number	%
105	10.38	187	18.48	420	41.50	300	29.64

### Lowest Performing Learning Outcomes (LOs)

1 - Read textual/non-textual materials with comprehension and identifies the details, characters, main idea and sequence of ideas and events while reading (62.32)